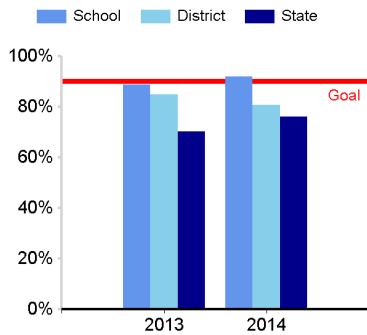


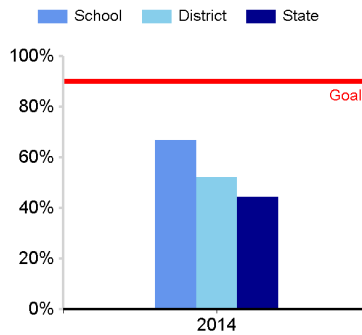
## CEDAR RIDGE SCHOOL ALPINE DISTRICT Grades K-6

### 3rd Grade Reading Proficiency



Approved reading assessment

### 6th Grade ELA Proficiency

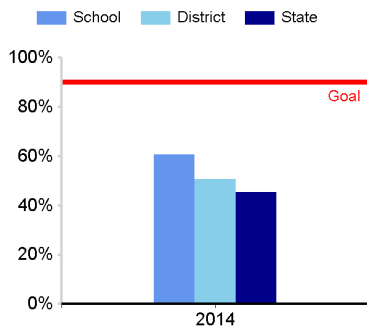


SAGE: 1st administration in 2014

### Kindergarten Readiness

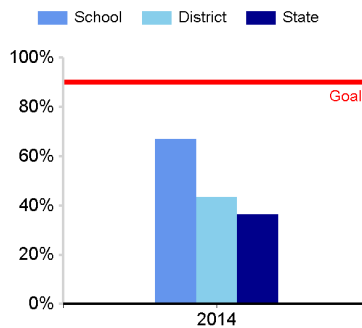
The Kindergarten readiness indicator is currently not available

### 3rd Grade Math Proficiency



SAGE: 1st administration in 2014

### 6th Grade Math Proficiency



SAGE: 1st administration in 2014

### School Demographics

|                            |      |
|----------------------------|------|
| Enrollment                 | 1011 |
| Race/Ethnic Minority       | 9%   |
| English Learners           | n<10 |
| Low Socio-Economic         | 13%  |
| Students With Disabilities | 9%   |
| Chronic Absenteeism        | 25%  |
| Mobility                   | 8%   |

## Academic Performance

Grade Span Tested: **3-6**

### Percent Proficient

|                          |     |
|--------------------------|-----|
| SAGE Language Arts (ELA) | 63% |
| SAGE Math                | 64% |
| SAGE Science             | 66% |

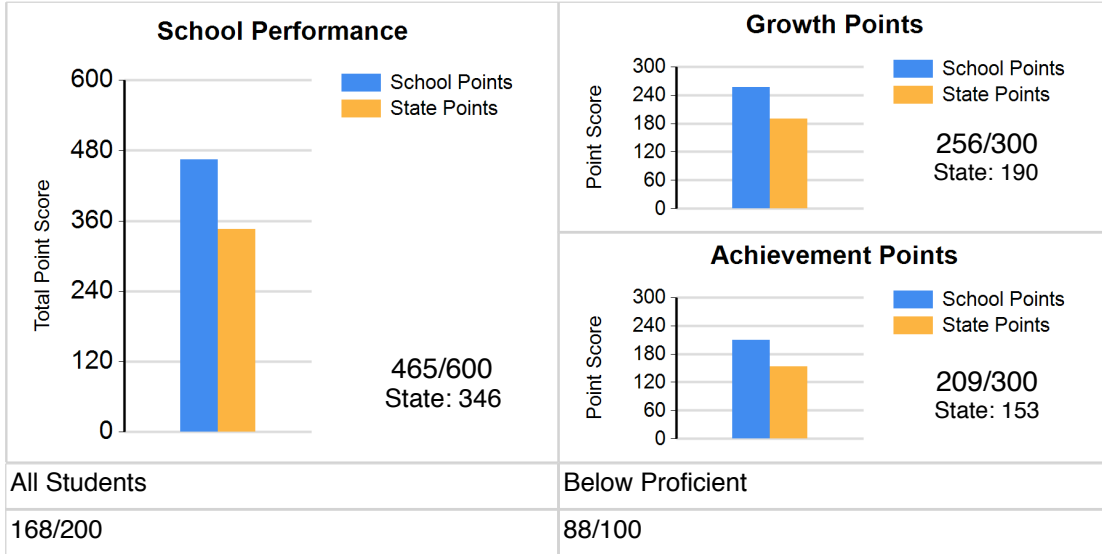
### Student Group Percent Proficient

|                            | ELA  | Math | Science |
|----------------------------|------|------|---------|
| Race/Ethnic Minority       | 59%  | 65%  | 50%     |
| English Learners           | n<10 | n<10 | n<10    |
| Low Socio-Economic         | 46%  | 43%  | 43%     |
| Students With Disabilities | 38%  | 34%  | 45%     |

## School Snapshot **Elementary School**

Cedar Ridge Elementary has outstanding students, involved parents, and dedicated teachers. As a proud recipient of the Beverly Taylor Sorenson Arts Learning grant for the past seven years, we consistently score in the top ranking of schools in the state.

# CEDAR RIDGE SCHOOL



|                       | All Students |            |        | Below Proficient |            |        | Proficiency |            |        |                 |
|-----------------------|--------------|------------|--------|------------------|------------|--------|-------------|------------|--------|-----------------|
|                       | MGP          | # of Tests | Points | MGP              | # of Tests | Points | Prof Rate   | # of Tests | Points | Points Possible |
| English Language Arts | 64.00        | 563        | 178    | 59.00            | 35         | 79     | 62.88 %     | 563        | 54     | 86              |
| Math                  | 67.00        | 563        | 189    | 72.00            | 39         | 100    | 64.30 %     | 412        | 55     | 86              |
| Science               | 53.00        | 429        | 136    | 61.50            | 30         | 84     | 66.20 %     | 292        | 57     | 86              |
| Direct Writing        |              |            |        |                  |            |        | 99.29 %     | 140        | 43     | 43              |
|                       |              | Average    | 168    |                  | Average    | 88     |             | Sum        | 209    |                 |

# CEDAR RIDGE SCHOOL

|                         | All Students |     |       | Below Proficient |     |       | Proficiency |      |       |
|-------------------------|--------------|-----|-------|------------------|-----|-------|-------------|------|-------|
|                         | School       | LEA | State | School           | LEA | State | School      | LEA  | State |
| 3rd Grade Language Arts |              |     |       |                  |     |       | 59%         | 51%  | 45%   |
| 4th Grade Language Arts | 69           | 52  | 50    | 66               | 53  | 50    | 59%         | 47%  | 43%   |
| 5th Grade Language Arts | 62           | 53  | 50    | 44               | 53  | 50    | 65%         | 49%  | 43%   |
| 6th Grade Language Arts | 63           | 56  | 50    | 57               | 55  | 50    | 68%         | 52%  | 44%   |
| UAA Language            | 29           |     |       |                  |     |       | 60%         | <10% | <10%  |
| 3rd Grade Math          |              |     |       |                  |     |       | 62%         | 50%  | 45%   |
| 4th Grade Math          | 68           | 55  | 50    | 74               | 57  | 50    | 73%         | 55%  | 48%   |
| 5th Grade Math          | 45           | 50  | 50    | 76               | 51  | 50    | 57%         | 50%  | 45%   |
| 6th Grade Math          | 81           | 58  | 50    | 66               | 62  | 50    | 67%         | 43%  | 36%   |
| UAA Math                | 52           |     |       |                  |     |       | 50%         | <10% | <10%  |
| 4th Grade Science       |              |     |       |                  |     |       | 64%         | 51%  | 44%   |
| 5th Grade Science       | 45           | 48  | 50    | 68               | 52  | 50    | 63%         | 53%  | 46%   |
| 6th Grade Science       | 61           | 49  | 50    | 58               | 51  | 50    | 69%         | 54%  | 47%   |
| UAA Science             |              |     |       |                  |     |       | <10%        | <10% | <10%  |

|                            | AMO For English Language Arts |      |       | AMO For Mathematics |      |       |
|----------------------------|-------------------------------|------|-------|---------------------|------|-------|
|                            | School                        | LEA  | State | School              | LEA  | State |
| All Students               | 63%                           | 50%  | 43%   | 65%                 | 51%  | 43%   |
| Economically Disadvantaged | 45%                           | 34%  | 28%   | 42%                 | 36%  | 29%   |
| English Learner            | <10%                          | <10% | <10%  | <10%                | <10% | <10%  |
| Hispanic/Latino            | 45%                           | 27%  | 22%   | 73%                 | 27%  | 21%   |
| Students with Disabilities | 39%                           | 22%  | 15%   | 37%                 | 27%  | 19%   |
| White                      | 63%                           | 53%  | 49%   | 65%                 | 54%  | 49%   |

# CEDAR RIDGE SCHOOL

|                         |               | Whole School | Ethnicity |            |       |                 |                 |                  |                | Economic Status            |                                | Gender |      | Disability Status          |                               |   |   | Other           |        |         |
|-------------------------|---------------|--------------|-----------|------------|-------|-----------------|-----------------|------------------|----------------|----------------------------|--------------------------------|--------|------|----------------------------|-------------------------------|---|---|-----------------|--------|---------|
|                         |               |              | Asian     | AfAm/Black | White | Hispanic/Latino | American Indian | Pacific Islander | Multiple Races | Economically Disadvantaged | Non-Economically Disadvantaged | Female | Male | Students With Disabilities | Students without Disabilities | Students With Disabilities (Accommodated) | Students With Disabilities (Not Accommodated) | English Learner | Mobile | Migrant |
| English Language Arts   | AS Growth MGP | 64           |           |            | 64    |                 |                 |                  | 71             | 54                         | 66                             | 68     | 62   | 44                         | 66                            |   | 44  |                 |        |         |
|                         | BP Growth MGP | 59           |           |            | 62    |                 |                 |                  | 51             | 43                         | 64                             | 57     | 64   | 49                         | 59                            |   | 49  |                 |        |         |
|                         | % Proficient  | 63%          | <10%      | <10%       | 63%   | <10%            | <10%            | <10%             | 76%            | 46%                        | 65%                            | 64%    | 62%  | 38%                        | 63%                           | <10%                                      | 38%   | <10%            | <10%   | <10%    |
| 3rd Grade Language Arts | AS Growth MGP |              |           |            |       |                 |                 |                  |                |                            |                                |        |      |                            |                               |   |   |                 |        |         |
|                         | BP Growth MGP |              |           |            |       |                 |                 |                  |                |                            |                                |        |      |                            |                               |   |   |                 |        |         |
|                         | % Proficient  | 59%          | <10%      | <10%       | <10%  | <10%            | <10%            | <10%             | <10%           | <10%                       | 61%                            | <10%   | <10% | <10%                       | 61%                           | <10%                                      | <10%  | <10%            | <10%   | <10%    |
| 4th Grade Language Arts | AS Growth MGP | 69           |           |            | 69    |                 |                 |                  | 59             | 70                         | 72                             | 64     |      | 69                         |                               |   |   |                 |        |         |
|                         | BP Growth MGP | 66           |           |            | 65    |                 |                 |                  | 29             | 68                         | 51                             | 94     |      | 68                         |                               |   |   |                 |        |         |
|                         | % Proficient  | 59%          | <10%      | <10%       | 58%   | <10%            | <10%            | <10%             | 47%            | 61%                        | 61%                            | 57%    | <10% | 56%                        | <10%                          | <10%                                      | <10%  | <10%            | <10%   | <10%    |
| 5th Grade Language Arts | AS Growth MGP | 62           |           |            | 62    |                 |                 |                  | 41             | 64                         | 64                             | 59     |      | 63                         |                               |   |   |                 |        |         |
|                         | BP Growth MGP | 44           |           |            | 44    |                 |                 |                  | 38             | 54                         | 64                             | 44     |      | 44                         |                               |   |   |                 |        |         |
|                         | % Proficient  | 65%          | <10%      | <10%       | 65%   | <10%            | <10%            | <10%             | 54%            | 68%                        | 68%                            | 62%    | <10% | 60%                        | <10%                          | <10%                                      | <10%  | <10%            | <10%   | <10%    |
| 6th Grade Language Arts | AS Growth MGP | 63           |           |            | 63    |                 |                 |                  | 56             | 65                         | 64                             | 62     | 51   | 65                         |                               | 51  |   |                 |        |         |
|                         | BP Growth MGP | 57           |           |            | 59    |                 |                 |                  | 55             | 58                         | 58                             | 43     | 35   | 58                         |                               | 35  |   |                 |        |         |
|                         | % Proficient  | 68%          | <10%      | <10%       | 68%   | <10%            | <10%            | <10%             | 31%            | 72%                        | 64%                            | 71%    | 21%  | 71%                        | <10%                          | 21%                                       | <10%  | <10%            | <10%   | <10%    |
| UAA Language            | AS Growth MGP | 29           |           |            |       |                 |                 |                  |                |                            |                                |        |      | 29                         |                               |   |   |                 |        |         |
|                         | BP Growth MGP |              |           |            |       |                 |                 |                  |                |                            |                                |        |      |                            |                               |   |   |                 |        |         |
|                         | % Proficient  | 60%          | <10%      | <10%       | <10%  | <10%            | <10%            | <10%             | <10%           | <10%                       | <10%                           | <10%   | <10% | <10%                       | <10%                          | <10%                                      | <10%  | <10%            | <10%   | <10%    |
| Mathematics             | AS Growth MGP | 67           |           |            | 67    |                 |                 |                  | 73             | 63                         | 68                             | 67     | 49   | 69                         |                               | 49  |   |                 |        |         |
|                         | BP Growth MGP | 72           |           |            | 73    |                 |                 |                  | 95             | 76                         | 71                             | 72     | 73   | 50                         | 77                            |   | 50  |                 |        |         |
|                         | % Proficient  | 64%          | <10%      | <10%       | 64%   | <10%            | <10%            | <10%             | 82%            | 43%                        | 67%                            | 62%    | 67%  | 34%                        | 65%                           | <10%                                      | 34%   | <10%            | <10%   | <10%    |
| 3rd Grade Math          | AS Growth MGP |              |           |            |       |                 |                 |                  |                |                            |                                |        |      |                            |                               |   |   |                 |        |         |
|                         | BP Growth MGP |              |           |            |       |                 |                 |                  |                |                            |                                |        |      |                            |                               |   |   |                 |        |         |
|                         | % Proficient  | 62%          | <10%      | <10%       | <10%  | <10%            | <10%            | <10%             | <10%           | 66%                        | <10%                           | <10%   | <10% | 67%                        | <10%                          | <10%                                      | <10%  | <10%            | <10%   | <10%    |
| 4th Grade Math          | AS Growth MGP | 68           |           |            | 68    |                 |                 |                  | 60             | 69                         | 68                             | 68     |      | 68                         |                               |   |   |                 |        |         |
|                         | BP Growth MGP | 74           |           |            | 78    |                 |                 |                  | 36             | 78                         | 70                             | 83     |      | 77                         |                               |   |   |                 |        |         |
|                         | % Proficient  | 73%          | <10%      | <10%       | 73%   | <10%            | <10%            | <10%             | 60%            | 75%                        | 69%                            | 77%    | <10% | 70%                        | <10%                          | <10%                                      | <10%  | <10%            | <10%   | <10%    |
| 5th Grade Math          | AS Growth MGP | 45           |           |            | 42    |                 |                 |                  | 39             | 46                         | 49                             | 42     |      | 46                         |                               |   |   |                 |        |         |
|                         | BP Growth MGP | 76           |           |            | 73    |                 |                 |                  | 80             | 69                         | 80                             | 69     |      | 80                         |                               |   |   |                 |        |         |
|                         | % Proficient  | 57%          | <10%      | <10%       | 56%   | <10%            | <10%            | <10%             | 42%            | 60%                        | 60%                            | 54%    | <10% | 53%                        | <10%                          | <10%                                      | <10%  | <10%            | <10%   | <10%    |
| 6th Grade Math          | AS Growth MGP | 81           |           |            | 81    |                 |                 |                  | 81             | 82                         | 84                             | 77     | 53   | 83                         |                               | 53  |   |                 |        |         |
|                         | BP Growth MGP | 66           |           |            | 60    |                 |                 |                  | 68             | 66                         | 65                             | 69     | 53   | 77                         |                               | 53  |   |                 |        |         |
|                         | % Proficient  | 67%          | <10%      | <10%       | 68%   | <10%            | <10%            | <10%             | 38%            | 70%                        | 61%                            | 73%    | 21%  | 69%                        | <10%                          | 21%                                       | <10%  | <10%            | <10%   | <10%    |
| UAA Math                | AS Growth MGP | 52           |           |            |       |                 |                 |                  |                |                            |                                |        |      | 45                         |                               |   |   |                 |        |         |
|                         | BP Growth MGP |              |           |            |       |                 |                 |                  |                |                            |                                |        |      |                            |                               |   |   |                 |        |         |
|                         | % Proficient  | 50%          | <10%      | <10%       | <10%  | <10%            | <10%            | <10%             | <10%           | <10%                       | <10%                           | <10%   | <10% | <10%                       | <10%                          | <10%                                      | <10%  | <10%            | <10%   | <10%    |
| Science                 | AS Growth MGP | 53           |           |            | 53    |                 |                 |                  | 50             | 53                         | 48                             | 56     | 42   | 55                         |                               | 42  |   |                 |        |         |
|                         | BP Growth MGP | 62           |           |            | 66    |                 |                 |                  | 30             | 68                         | 48                             | 75     | 32   | 66                         |                               | 32  |   |                 |        |         |
|                         | % Proficient  | 66%          | <10%      | <10%       | 68%   | <10%            | <10%            | <10%             | 43%            | 70%                        | 62%                            | 71%    | 45%  | 66%                        | <10%                          | 45%                                       | <10%  | <10%            | <10%   | <10%    |
| 4th Grade Science       | AS Growth MGP |              |           |            |       |                 |                 |                  |                |                            |                                |        |      |                            |                               |   |   |                 |        |         |
|                         | BP Growth MGP |              |           |            |       |                 |                 |                  |                |                            |                                |        |      |                            |                               |   |   |                 |        |         |
|                         | % Proficient  | 64%          | <10%      | <10%       | <10%  | <10%            | <10%            | <10%             | <10%           | 67%                        | <10%                           | <10%   | <10% | 62%                        | <10%                          | <10%                                      | <10%  | <10%            | <10%   | <10%    |
| 5th Grade Science       | AS Growth MGP | 45           |           |            | 45    |                 |                 |                  | 35             | 46                         | 42                             | 48     |      | 46                         |                               |   |   |                 |        |         |
|                         | BP Growth MGP | 68           |           |            | 68    |                 |                 |                  | 27             | 70                         | 61                             | 68     |      | 66                         |                               |   |   |                 |        |         |
|                         | % Proficient  | 63%          | <10%      | <10%       | 63%   | <10%            | <10%            | <10%             | 46%            | 67%                        | 61%                            | 65%    | <10% | 59%                        | <10%                          | <10%                                      | <10%  | <10%            | <10%   | <10%    |
| 6th Grade Science       | AS Growth MGP | 61           |           |            | 61    |                 |                 |                  | 60             | 61                         | 58                             | 64     | 49   | 61                         |                               | 49  |   |                 |        |         |
|                         | BP Growth MGP | 58           |           |            | 56    |                 |                 |                  | 59             | 53                         | 45                             | 76     | 21   | 63                         |                               | 21  |   |                 |        |         |
|                         | % Proficient  | 69%          | <10%      | <10%       | 72%   | <10%            | <10%            | <10%             | 31%            | 74%                        | 63%                            | 76%    | 21%  | 73%                        | <10%                          | 21%                                       | <10%  | <10%            | <10%   | <10%    |
| UAA Science             | AS Growth MGP |              |           |            |       |                 |                 |                  |                |                            |                                |        |      | 30                         |                               |   |   |                 |        |         |
|                         | BP Growth MGP |              |           |            |       |                 |                 |                  |                |                            |                                |        |      | 80                         |                               |   |   |                 |        |         |
|                         | % Proficient  | <10%         | <10%      | <10%       | <10%  | <10%            | <10%            | <10%             | <10%           | <10%                       | <10%                           | <10%   | <10% | <10%                       | <10%                          | <10%                                      | <10%  | <10%            | <10%   | <10%    |