






TRAVERSE MTN ELEM AM & PM LATE

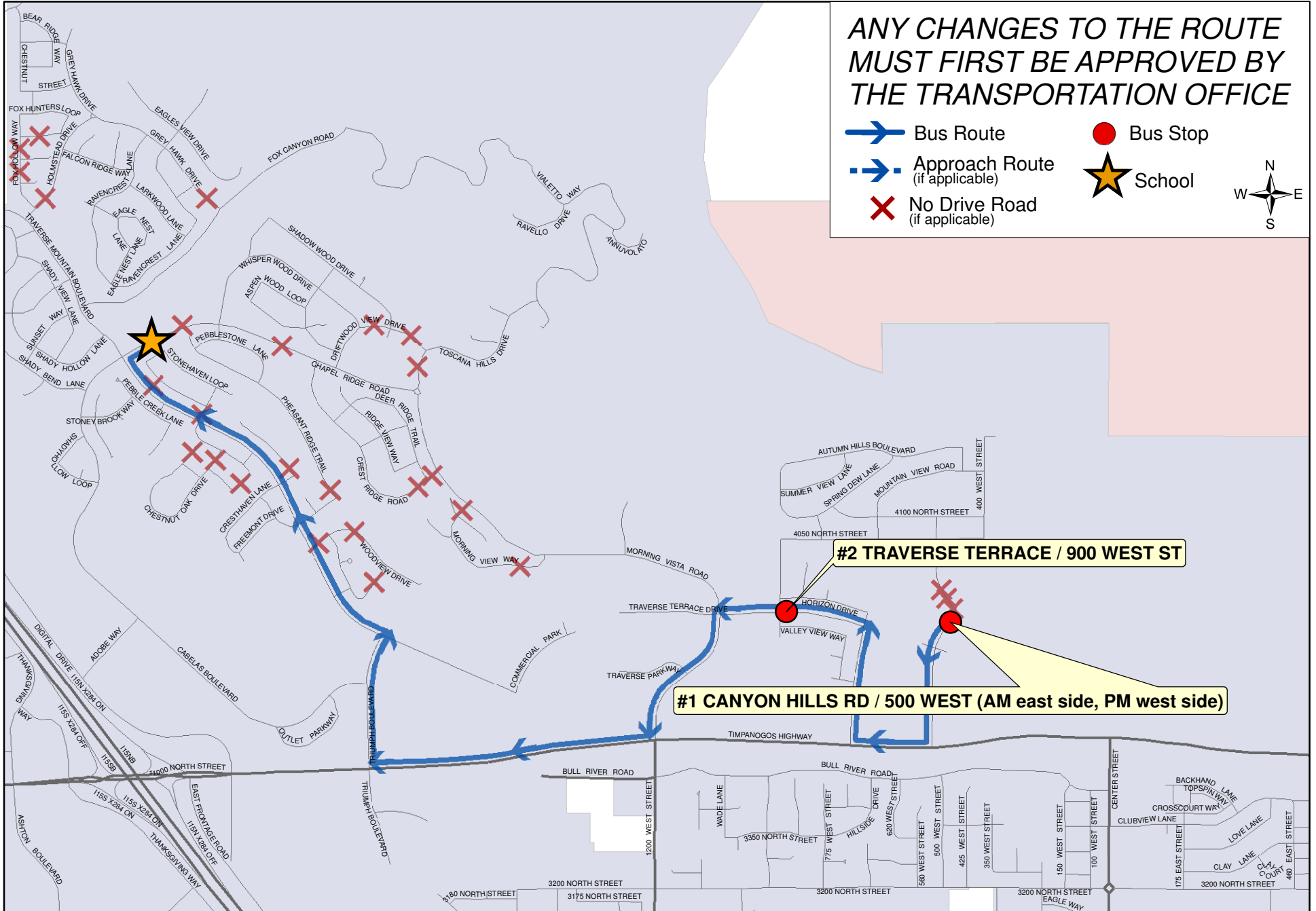
258001L KORTNEY HARDING BUS 791



DRAGONFLY

ANY CHANGES TO THE ROUTE MUST FIRST BE APPROVED BY THE TRANSPORTATION OFFICE

-  Bus Route
-  Bus Stop
-  Approach Route (if applicable)
-  School
-  No Drive Road (if applicable)



KORTNEY HARDING

Route #: 258001L

Bus #: 791

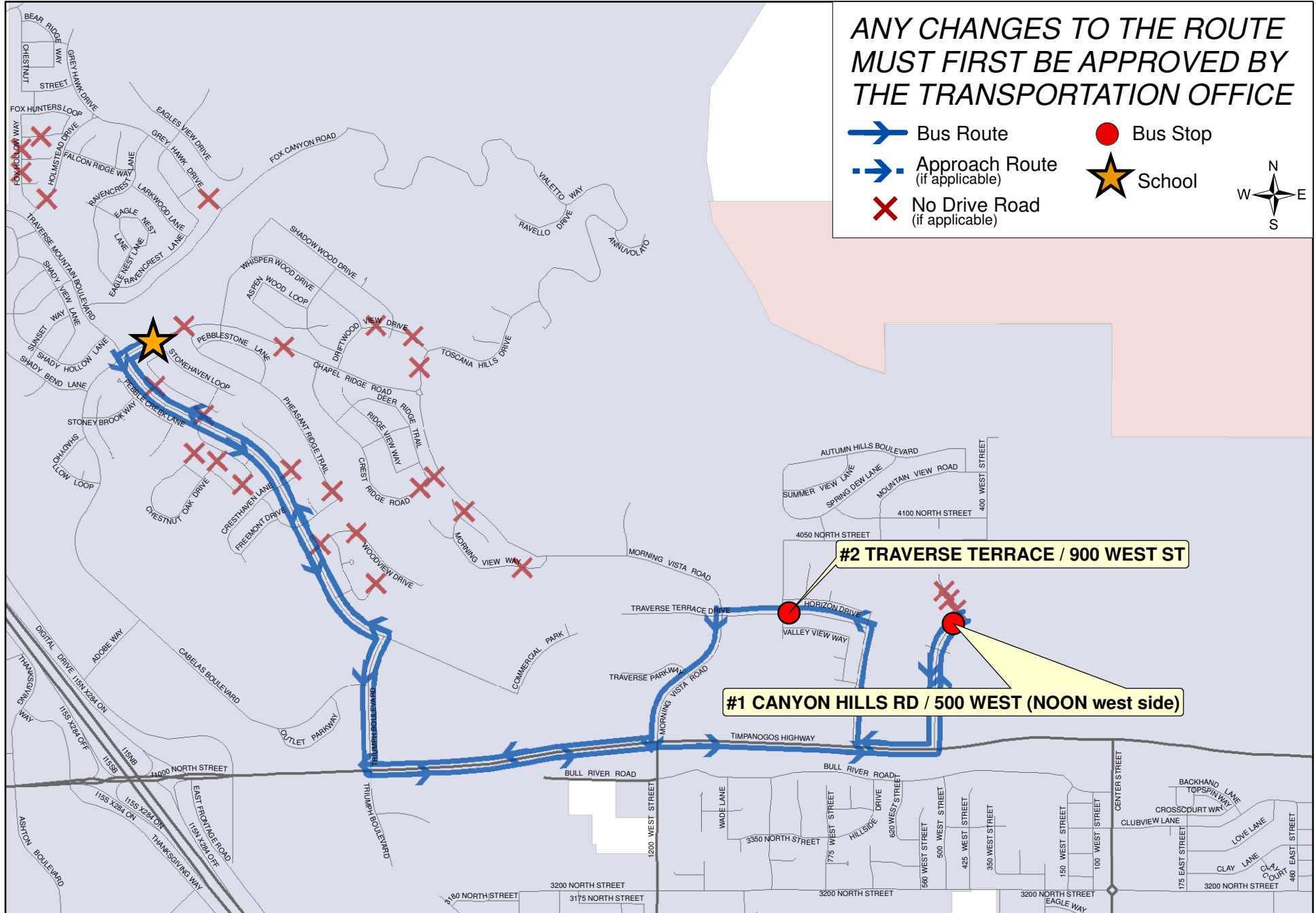
TRAVERSE MOUNTAIN ELEM

AM&PM LATE

Stop #	Take In	Take Home	Approx #	Stop Address	City
1	8:45	3:43	20	CANYON HILLS RD / 500 WEST (AM east side, PM west side)	LEHI
2	8:47	3:48	2	TRAVERSE TERRACE / 900 WEST ST	LEHI
3	9:00	3:30		TRAVERSE MOUNTAIN ELEMENTARY (2500 W CHAPEL RIDGE RD)	LEHI

TRAVERSE MTN ELEM NOON ROUND TRIP

258401K SHERRY FILLMORE BUS 755



SHERRY FILLMORE

Route #: 258401K

Bus #: 755

TRAVERSE MOUNTAIN ELEM

NOON ROUND TRIP

Stop #	Take In	Take Home	Approx #	Stop Address	City
0	START AT SCHOOL	12:00		TRAVERSE MOUNTAIN ELEMENTARY (2500 W CHAPEL RIDGE RD)	LEHI
1	12:13	12:13	0	CANYON HILLS RD / 500 WEST (NOON west side)	LEHI
2	12:16	12:16	0	TRAVERSE TERRACE / 900 WEST ST	LEHI
3	12:35	END AT SCHOOL		TRAVERSE MOUNTAIN ELEMENTARY (2500 W CHAPEL RIDGE RD)	LEHI